

<FEMALE> 17P Non-waterproof Type

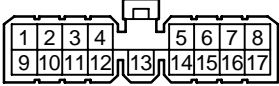
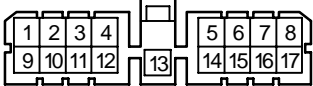
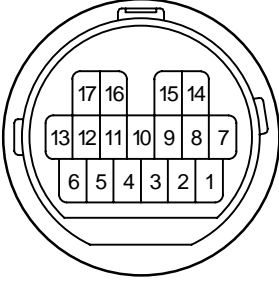
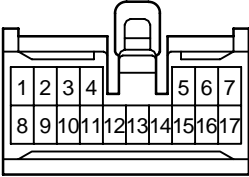
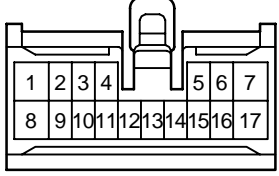
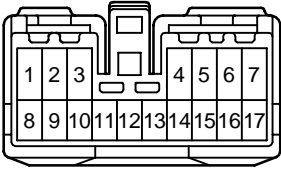
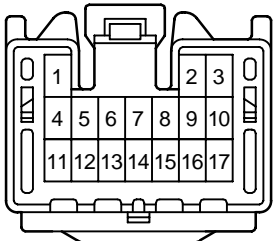


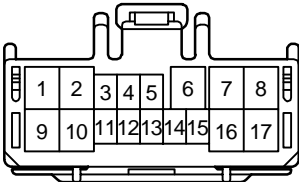
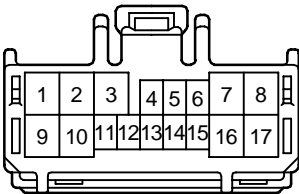
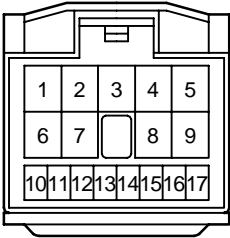
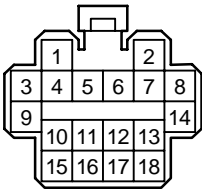
 <p>90980-10031</p>	 <p>90980-10037</p>
 <p>90980-10731 90980-11417 90980-11420</p>	 <p>90980-11203</p>
 <p>90980-11310</p>	 <p>90980-11335</p>

TABLE OF HOUSING SHAPE

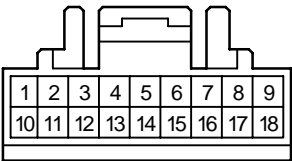
<FEMALE> 17P Non-waterproof Type

 <p>Diagram of a female connector housing with 17 pins arranged in three rows: 1-3 (top), 4-10 (middle), and 11-17 (bottom).</p>	 <p>Diagram of a female connector housing with 17 pins arranged in three rows: 1-4 (top), 5-12 (middle), and 13-17 (bottom).</p>
90980-11506	90980-11560
 <p>Diagram of a female connector housing with 17 pins arranged in three rows: 1-6 (top), 7-12 (middle), and 13-17 (bottom).</p>	 <p>Diagram of a female connector housing with 17 pins arranged in three rows: 1-8 (top), 9-16 (middle), and 17 (bottom).</p>
90980-11586	90980-11671
 <p>Diagram of a female connector housing with 17 pins arranged in three rows: 1-8 (top), 9-17 (middle), and 18 (bottom).</p>	 <p>Diagram of a female connector housing with 17 pins arranged in three rows: 1-5 (top), 6-9 (middle), and 10-17 (bottom).</p>
90980-11672	90980-11954

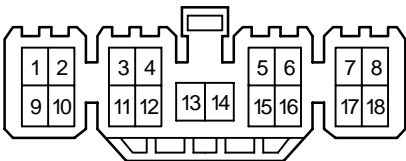
<FEMALE> 18P Non-waterproof Type



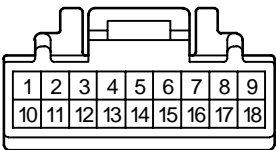
90980-10285



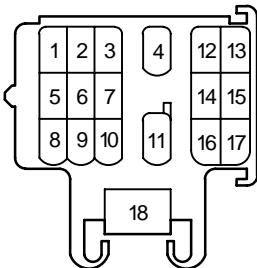
90980-10295



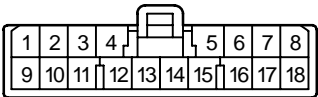
90980-10326



90980-10350



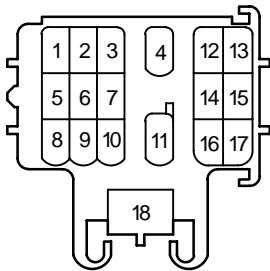
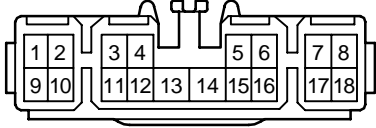
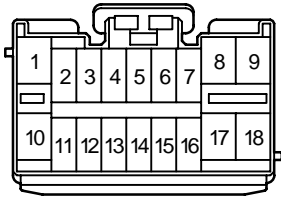
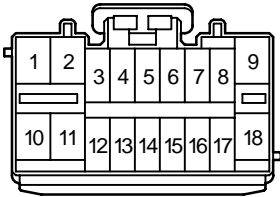
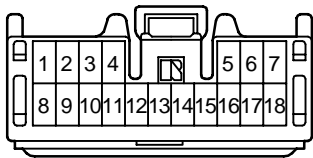
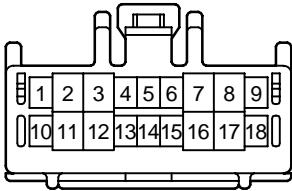
90980-10530



90980-10656

TABLE OF HOUSING SHAPE

<FEMALE> 18P Non-waterproof Type

 <p>Diagram of a female 18P connector housing. It features a 3x6 grid of pins numbered 1 through 17. Pin 18 is a larger, separate pin located below the grid. The housing has a U-shaped mounting bracket at the bottom.</p>	 <p>Diagram of a female 18P connector housing. It features a 3x6 grid of pins numbered 1 through 18. The housing has a U-shaped mounting bracket at the bottom.</p>
90980-10778	90980-10819
 <p>Diagram of a female 18P connector housing. It features a 2x9 grid of pins numbered 1 through 18. The housing has a U-shaped mounting bracket at the bottom.</p>	 <p>Diagram of a female 18P connector housing. It features a 2x9 grid of pins numbered 1 through 18. The housing has a U-shaped mounting bracket at the bottom.</p>
90980-11224	90980-11226
 <p>Diagram of a female 18P connector housing. It features a 2x9 grid of pins numbered 1 through 18. The housing has a U-shaped mounting bracket at the bottom.</p>	 <p>Diagram of a female 18P connector housing. It features a 2x9 grid of pins numbered 1 through 18. The housing has a U-shaped mounting bracket at the bottom.</p>
90980-11497	90980-11594

<FEMALE> 18P Non-waterproof Type

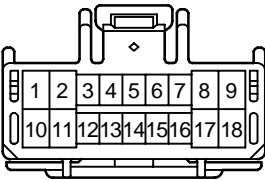
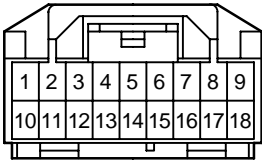
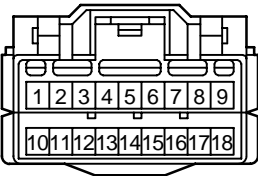
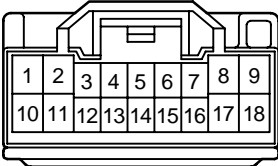
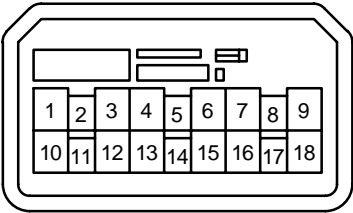
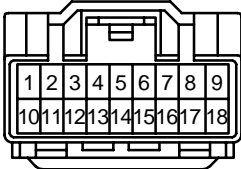
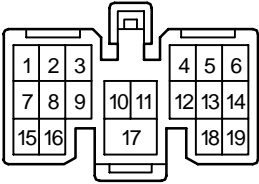
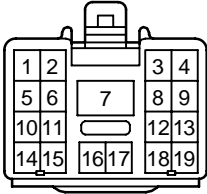
 <p>Diagram of a female 18P connector housing. It features a top flange with a central locking tab and two side tabs. The terminal block is labeled with positions 1 through 18 in two rows: 1-9 on top and 10-18 on the bottom.</p>	 <p>Diagram of a female 18P connector housing. It has a top flange with a central locking tab and two side tabs. The terminal block is labeled with positions 1 through 18 in two rows: 1-9 on top and 10-18 on the bottom.</p>
90980-11595	90980-11913
 <p>Diagram of a female 18P connector housing. It features a top flange with a central locking tab and two side tabs. The terminal block is labeled with positions 1 through 18 in two rows: 1-9 on top and 10-18 on the bottom.</p>	 <p>Diagram of a female 18P connector housing. It has a top flange with a central locking tab and two side tabs. The terminal block is labeled with positions 1 through 18 in two rows: 1-9 on top and 10-18 on the bottom.</p>
90980-11914	90980-11973
 <p>Diagram of a female 18P connector housing. It features a top flange with a central locking tab and two side tabs. The terminal block is labeled with positions 1 through 18 in two rows: 1-9 on top and 10-18 on the bottom.</p>	 <p>Diagram of a female 18P connector housing. It has a top flange with a central locking tab and two side tabs. The terminal block is labeled with positions 1 through 18 in two rows: 1-9 on top and 10-18 on the bottom.</p>
90980-12122	90980-12174

TABLE OF HOUSING SHAPE

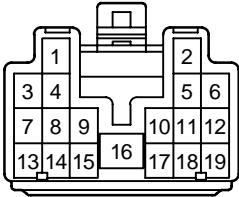
<FEMALE> 19P Non-waterproof Type



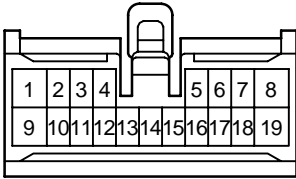
90980-10675



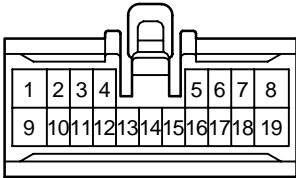
90980-10857




90980-10883



90980-11205



90980-11308



90980-11377

<FEMALE> 19P Non-waterproof Type

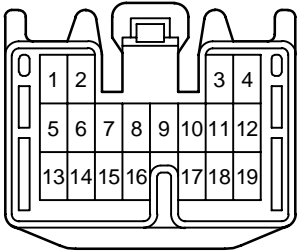
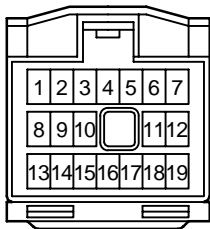
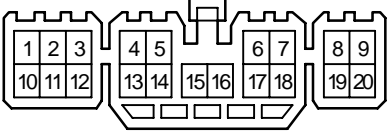
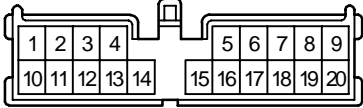
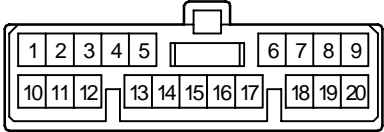
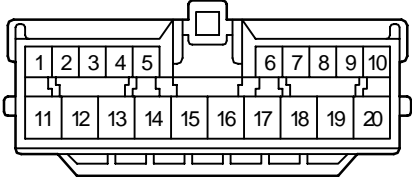
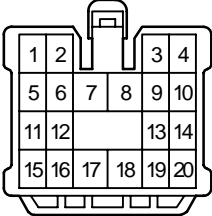
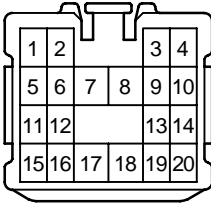
	
90980-11571	90980-11955

TABLE OF HOUSING SHAPE

<FEMALE> 20P Non-waterproof Type

 <p>90980-10327</p>	 <p>90980-10589</p>
 <p>90980-10607</p>	 <p>90980-10612</p>
 <p>90980-10640</p>	 <p>90980-10811 90980-11441</p>



<FEMALE> 20P Non-waterproof Type

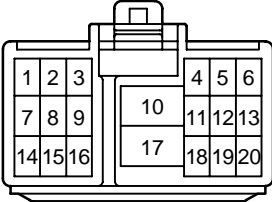
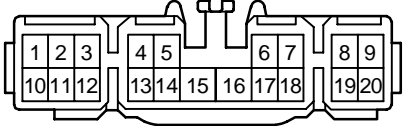
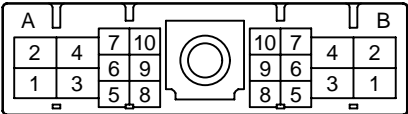
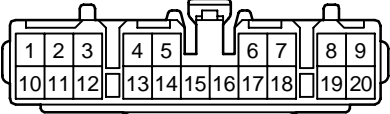
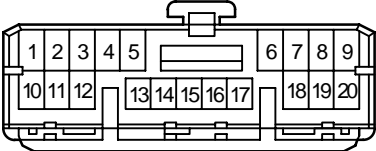
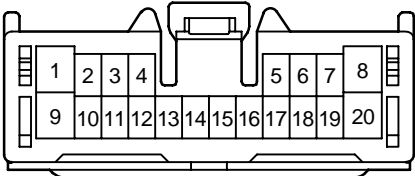
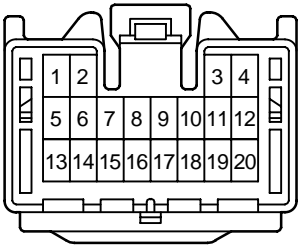
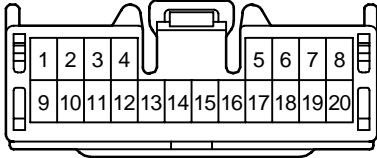
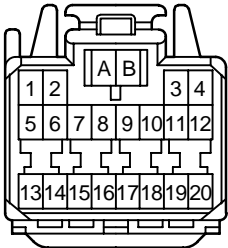
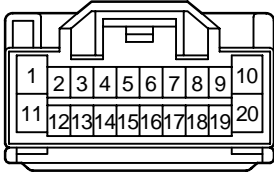
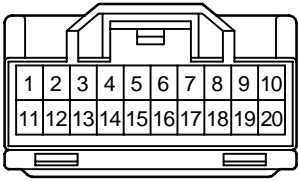
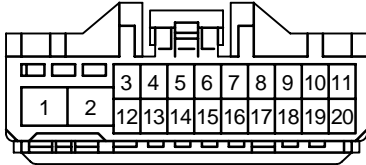
 <p>Diagram of a 20-pin female connector housing. It features a central 10-pin section and two 10-pin sections on either side. The pins are numbered 1 through 20.</p>	 <p>Diagram of a 20-pin female connector housing. It features a central 10-pin section and two 10-pin sections on either side. The pins are numbered 1 through 20.</p>
90980-10817	90980-10821
 <p>Diagram of a 20-pin female connector housing. It features a central 10-pin section and two 10-pin sections on either side. The pins are numbered 1 through 20. The housing has a central circular feature.</p>	 <p>Diagram of a 20-pin female connector housing. It features a central 10-pin section and two 10-pin sections on either side. The pins are numbered 1 through 20.</p>
90980-10952	90980-11260
 <p>Diagram of a 20-pin female connector housing. It features a central 10-pin section and two 10-pin sections on either side. The pins are numbered 1 through 20.</p>	 <p>Diagram of a 20-pin female connector housing. It features a central 10-pin section and two 10-pin sections on either side. The pins are numbered 1 through 20.</p>
90980-11432	90980-11469

TABLE OF HOUSING SHAPE

<FEMALE> 20P Non-waterproof Type

 <p>Diagram of a female 20P connector housing. The housing is rectangular with a central latch. The pin positions are numbered 1 through 20 in a 3x7 grid: Row 1 (1-4), Row 2 (5-12), Row 3 (13-20).</p>	 <p>Diagram of a female 20P connector housing. The housing is rectangular with a central latch. The pin positions are numbered 1 through 20 in a 2x10 grid: Row 1 (1-8), Row 2 (9-20).</p>
90980-11499	90980-11558
 <p>Diagram of a female 20P connector housing. The housing is rectangular with a central latch. The pin positions are numbered 1 through 20 in a 3x7 grid: Row 1 (1-4), Row 2 (5-12), Row 3 (13-20). There are additional labels 'A' and 'B' above the central pins.</p>	 <p>Diagram of a female 20P connector housing. The housing is rectangular with a central latch. The pin positions are numbered 1 through 20 in a 2x10 grid: Row 1 (1-10), Row 2 (11-20).</p>
90980-11868	90980-11971
 <p>Diagram of a female 20P connector housing. The housing is rectangular with a central latch. The pin positions are numbered 1 through 20 in a 2x10 grid: Row 1 (1-10), Row 2 (11-20).</p>	 <p>Diagram of a female 20P connector housing. The housing is rectangular with a central latch. The pin positions are numbered 1 through 20 in a 2x10 grid: Row 1 (1-2), Row 2 (3-11), Row 3 (12-20).</p>
90980-11974	90980-12034

<FEMALE> 20P Non-waterproof Type

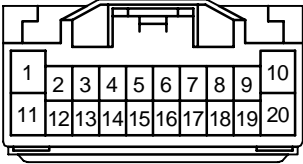
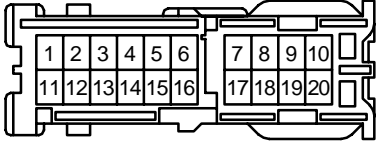
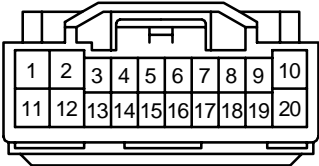
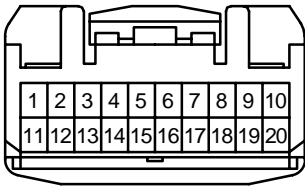
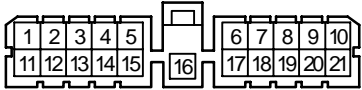
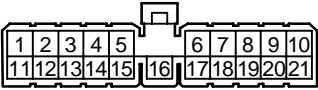
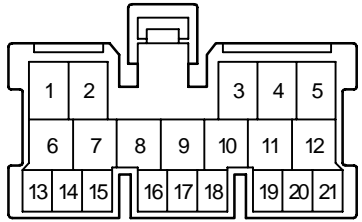
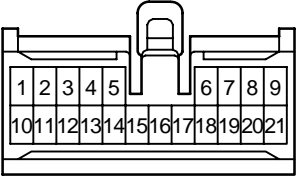

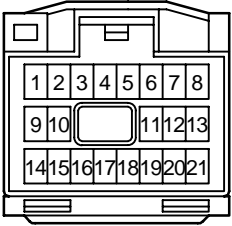
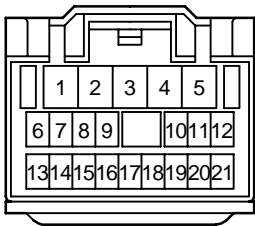
 <p>A diagram of a female connector housing with 20 pins. The pins are arranged in two rows of 10. The top row is numbered 1 to 10 from left to right, and the bottom row is numbered 11 to 20 from left to right. The housing has a central locking tab.</p>	 <p>A diagram of a female connector housing with 20 pins. The pins are arranged in two rows of 10. The top row is numbered 1 to 10 from left to right, and the bottom row is numbered 11 to 20 from left to right. The housing has a central locking tab and a side tab on the right.</p>
90980-12038	90980-12106
 <p>A diagram of a female connector housing with 20 pins. The pins are arranged in two rows of 10. The top row is numbered 1 to 10 from left to right, and the bottom row is numbered 11 to 20 from left to right. The housing has a central locking tab.</p>	 <p>A diagram of a female connector housing with 20 pins. The pins are arranged in two rows of 10. The top row is numbered 1 to 10 from left to right, and the bottom row is numbered 11 to 20 from left to right. The housing has a central locking tab and side tabs on both sides.</p>
90980-12166	90980-12259

TABLE OF HOUSING SHAPE

<FEMALE> 21P Non-waterproof Type

	
90980-10064	90980-10207
	
90980-10473	90980-11125
	
90980-11379	90980-11956

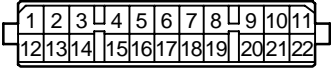
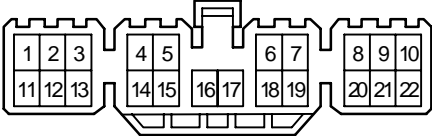
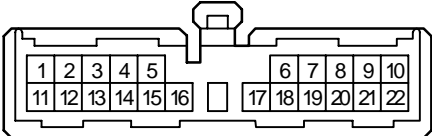
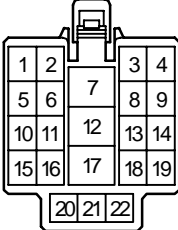
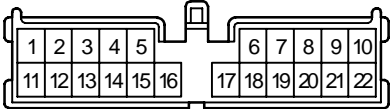
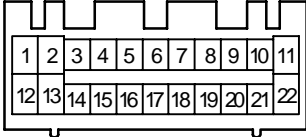
<FEMALE> 21P Non-waterproof Type



90980-11957

TABLE OF HOUSING SHAPE

<FEMALE> 22P Non-waterproof Type

	
90980-10010	90980-10328
	
90980-10456	90980-10458
	
90980-10526	90980-10741

<FEMALE> 22P Non-waterproof Type

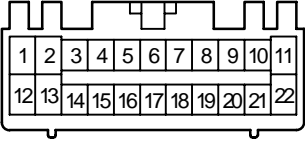
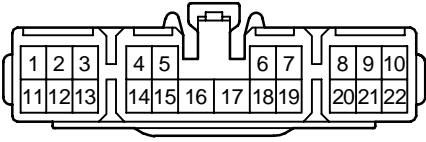
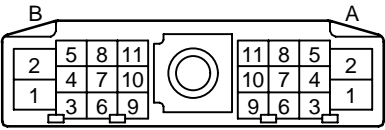
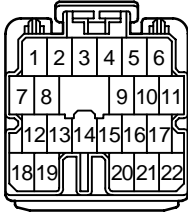
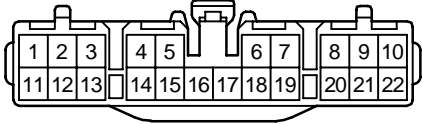
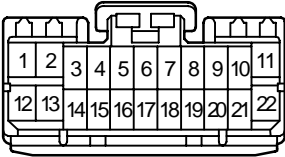
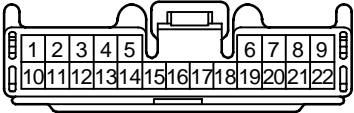
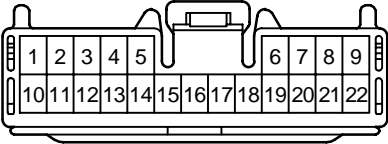

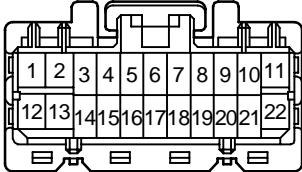
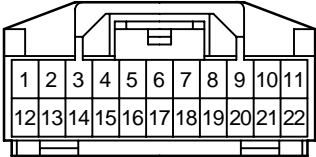
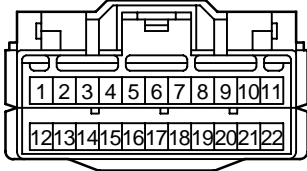
	
90980-10765	90980-10875
	
90980-10953	90980-11220
	
90980-11238	90980-11392

TABLE OF HOUSING SHAPE

<FEMALE> 22P Non-waterproof Type

 <p>A diagram of a female connector housing with 22 pins arranged in two rows of 11. The top row is numbered 1-11 and the bottom row is numbered 12-22. The housing has a central latch and mounting tabs on both ends.</p>	 <p>A diagram of a female connector housing with 22 pins arranged in two rows of 11. The top row is numbered 1-11 and the bottom row is numbered 12-22. The housing has a central latch and mounting tabs on both ends.</p>
90980-11502	90980-11628
 <p>A diagram of a female connector housing with 22 pins arranged in three rows: 1-7 in the top row, 8-15 in the middle row, and 16-22 in the bottom row. The housing has a central latch and mounting tabs on both ends.</p>	 <p>A diagram of a female connector housing with 22 pins arranged in two rows of 11. The top row is numbered 1-11 and the bottom row is numbered 12-22. The housing has a central latch and mounting tabs on both ends.</p>
90980-11638	90980-11788
 <p>A diagram of a female connector housing with 22 pins arranged in two rows of 11. The top row is numbered 1-11 and the bottom row is numbered 12-22. The housing has a central latch and mounting tabs on both ends.</p>	 <p>A diagram of a female connector housing with 22 pins arranged in two rows of 11. The top row is numbered 1-11 and the bottom row is numbered 12-22. The housing has a central latch and mounting tabs on both ends.</p>
90980-11915	90980-11927



<FEMALE> 23P Non-waterproof Type

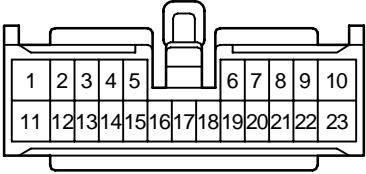

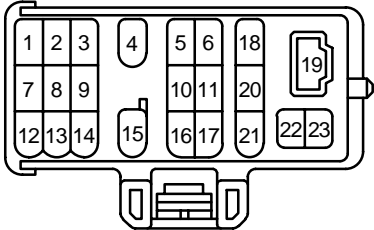

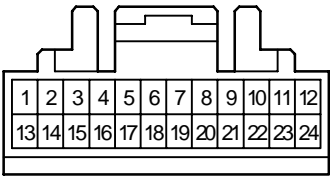
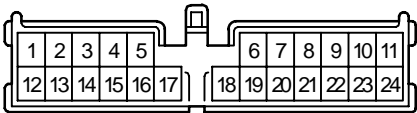
 <p>A diagram of a female connector housing with 23 pins. The pins are arranged in two rows: the top row contains pins 1 through 10, and the bottom row contains pins 11 through 23. There is a central locking tab.</p>	 <p>A diagram of a female connector housing with 23 pins. The pins are arranged in three rows: the top row contains pins 1, 2, 3, 4, 5, 6, 18; the middle row contains pins 7, 8, 9, 10, 11, 20; and the bottom row contains pins 12, 13, 14, 15, 16, 17, 21, 22, 23. There is a locking tab on the right side.</p>
90980-10921	90980-11195
 <p>A diagram of a female connector housing with 23 pins. The pins are arranged in three rows: the top row contains pins 1, 2, 3, 4, 5, 6, 18; the middle row contains pins 7, 8, 9, 10, 11, 20; and the bottom row contains pins 12, 13, 14, 15, 16, 17, 21, 22, 23. There is a locking tab on the bottom center.</p>	 <p>A diagram of a female connector housing with 23 pins. The pins are arranged in two rows: the top row contains pins 1 through 10, and the bottom row contains pins 11 through 23. There is a central locking tab.</p>
90980-11323	90980-11381

TABLE OF HOUSING SHAPE

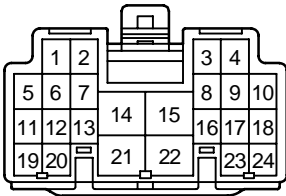
<FEMALE> 24P Non-waterproof Type



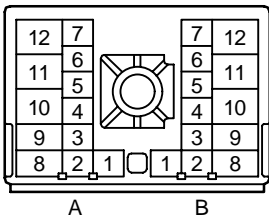
90980-10296



90980-10585

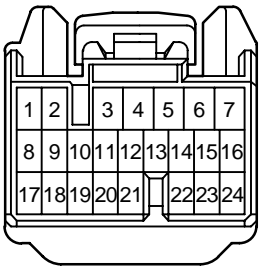


90980-10881

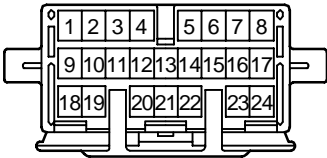


90980-10955

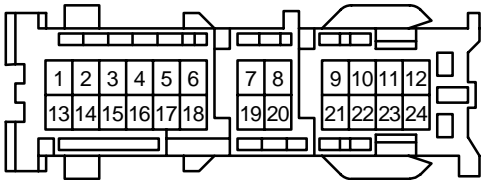
<FEMALE> 24P Non-waterproof Type



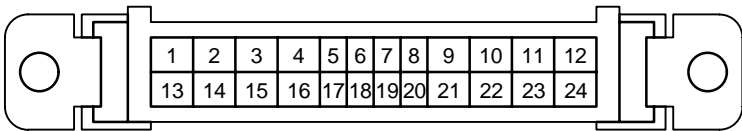
90980-11476



90980-11509



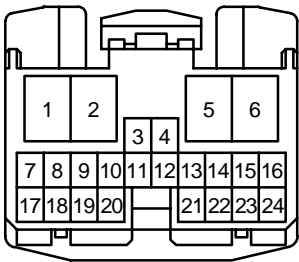
90980-12070



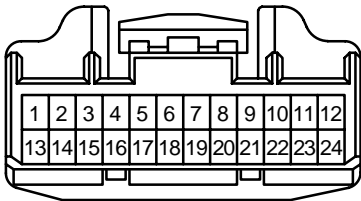
90980-12079

TABLE OF HOUSING SHAPE

<FEMALE> 24P Non-waterproof Type

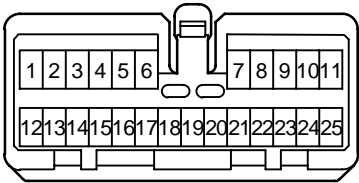


90980-12149

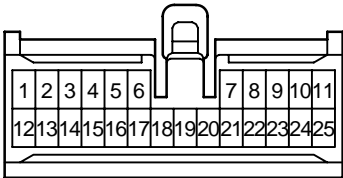


90980-12200

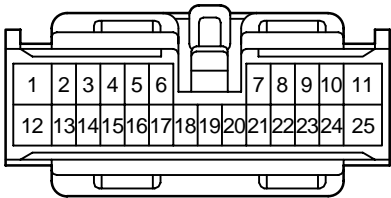
<FEMALE> 25P Non-waterproof Type



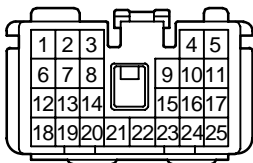
90980-11043



90980-11055



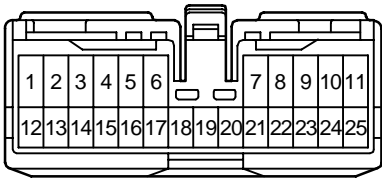
90980-11058



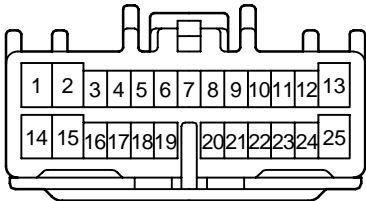
90980-11375

TABLE OF HOUSING SHAPE

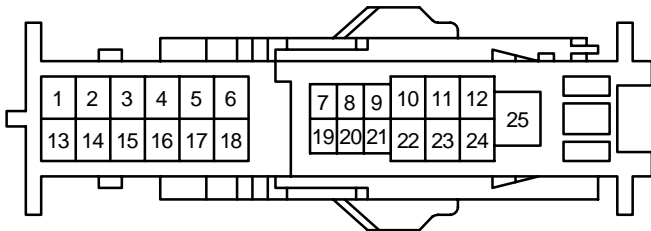
<FEMALE> 25P Non-waterproof Type



90980-11404

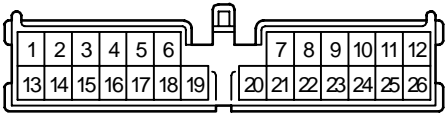


90980-11877

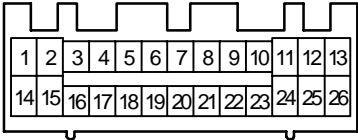


90980-12278

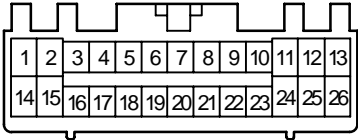
<FEMALE> 26P Non-waterproof Type



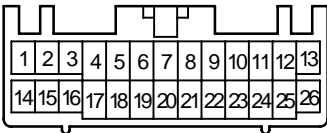
90980-10587



90980-10739



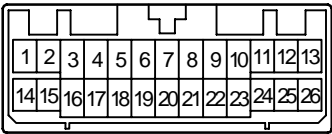
90980-10763



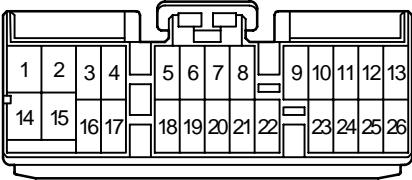
90980-10918

TABLE OF HOUSING SHAPE

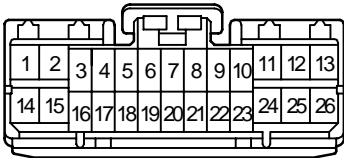
<FEMALE> 26P Non-waterproof Type



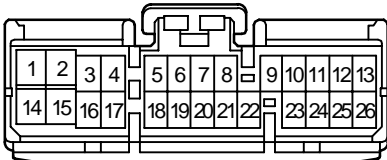
90980-10925



90980-11234



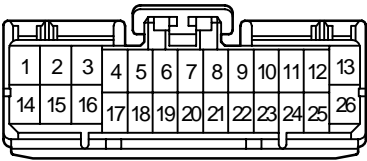
90980-11390



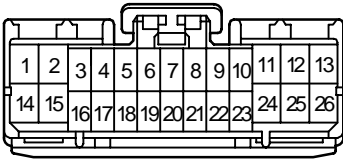
90980-11406



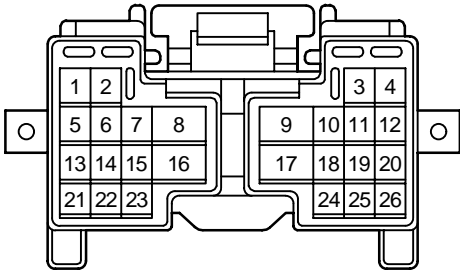
<FEMALE> 26P Non-waterproof Type




90980-11422



90980-11423



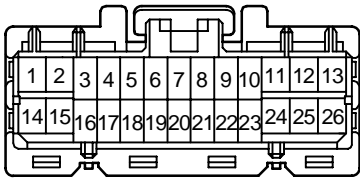
90980-11611



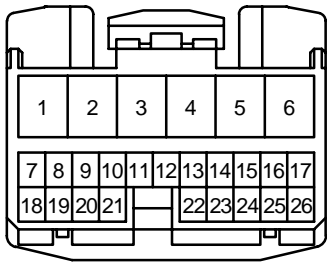
90980-11632

TABLE OF HOUSING SHAPE

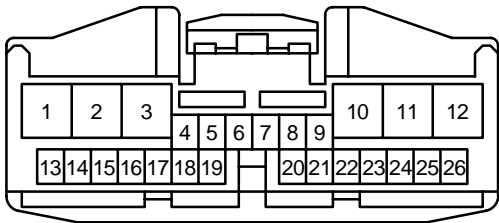
<FEMALE> 26P Non-waterproof Type



90980-11786

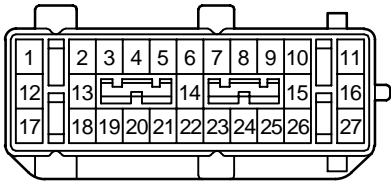


90980-12150



90980-12203


<FEMALE> 27P Non-waterproof Type




90980-11670

TABLE OF HOUSING SHAPE

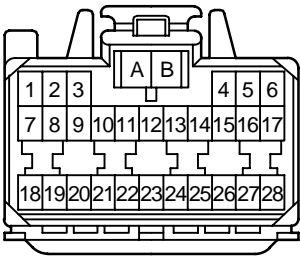
<FEMALE> 28P Non-waterproof Type



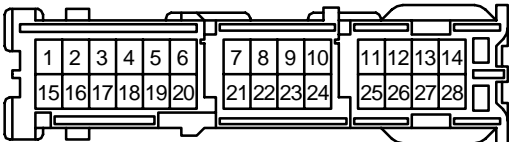
90980-11218



90980-11637

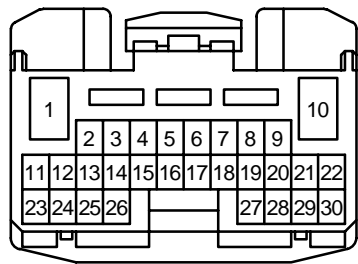


90980-11872

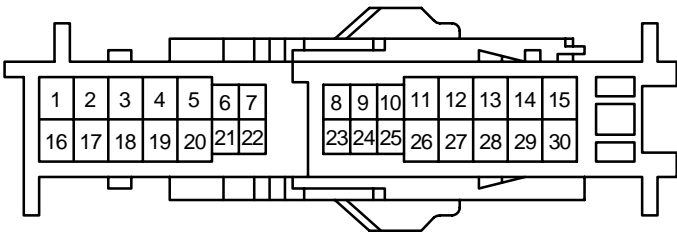


90980-12102

<FEMALE> 30P Non-waterproof Type




90980-12151




90980-12277

TABLE OF HOUSING SHAPE

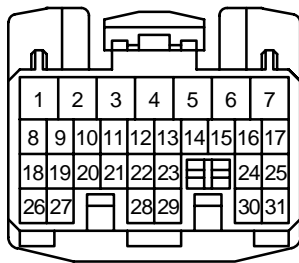
<FEMALE> 31P Non-waterproof Type



90980-11421



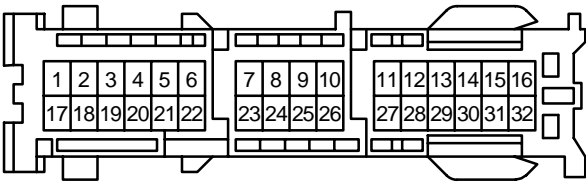
90980-11935



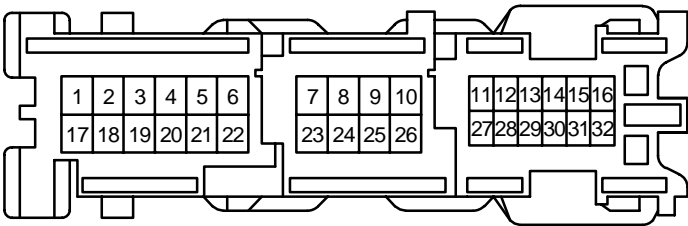
90980-12142

TABLE OF HOUSING SHAPE

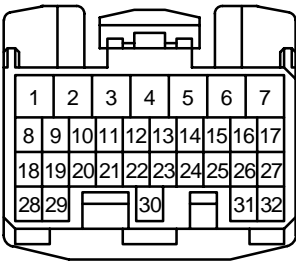
<FEMALE> 32P Non-waterproof Type



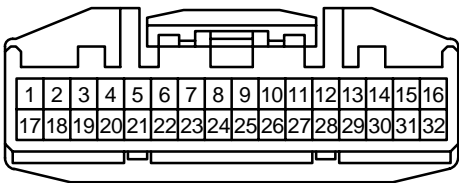
90980-12071



90980-12096



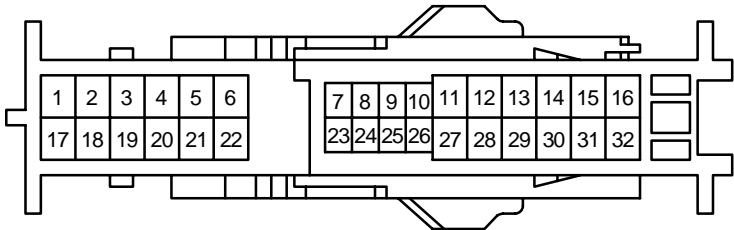
90980-12143



90980-12153

TABLE OF HOUSING SHAPE

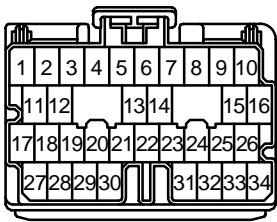
<FEMALE> 32P Non-waterproof Type



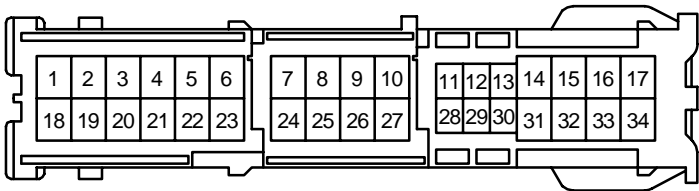
90980-12275



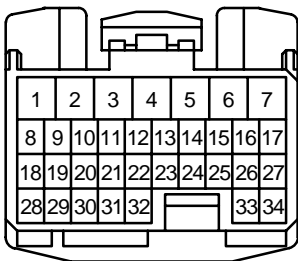
<FEMALE> 34P Non-waterproof Type



90980-11221



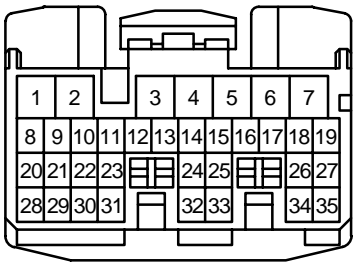
90980-12114



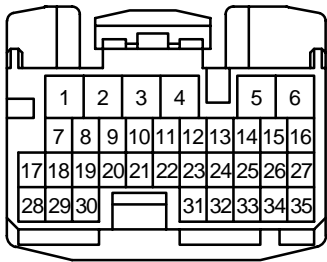
90980-12144

TABLE OF HOUSING SHAPE

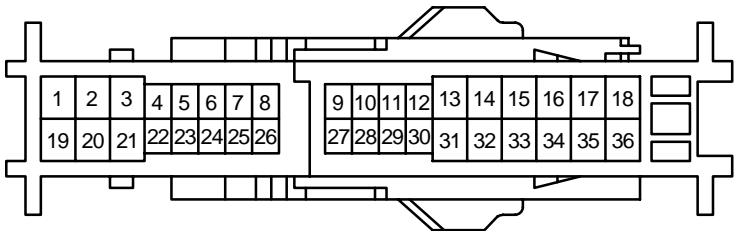
<FEMALE> 35P, 36P Non-waterproof Type



90980-12145



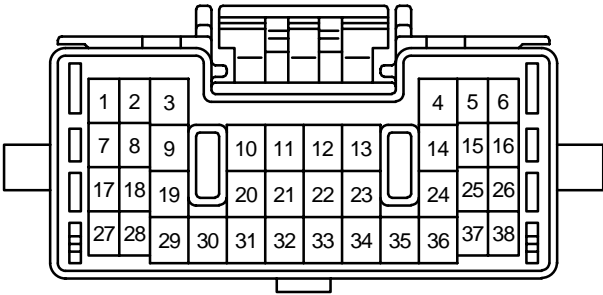
90980-12146



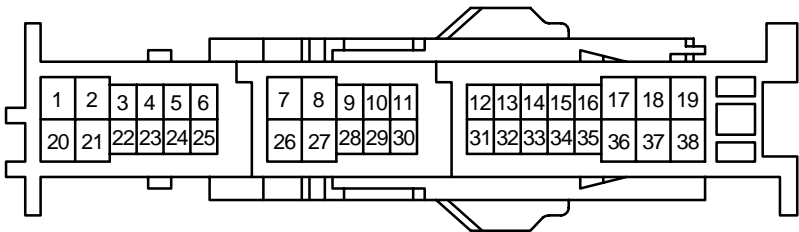
90980-12274

TABLE OF HOUSING SHAPE

<FEMALE> 38P Non-waterproof Type



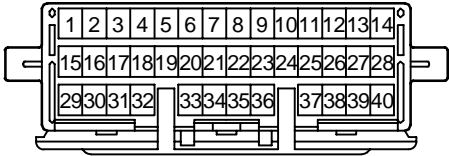
90980-11555



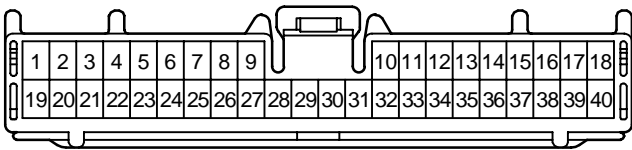
90980-12276

TABLE OF HOUSING SHAPE

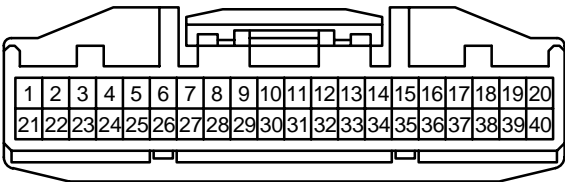
<FEMALE> 40P Non-waterproof Type



90980-11508

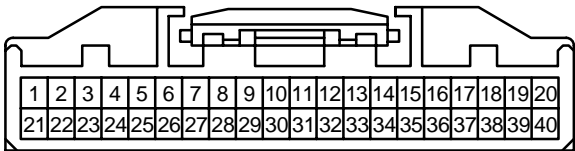


90980-11618



90980-12169

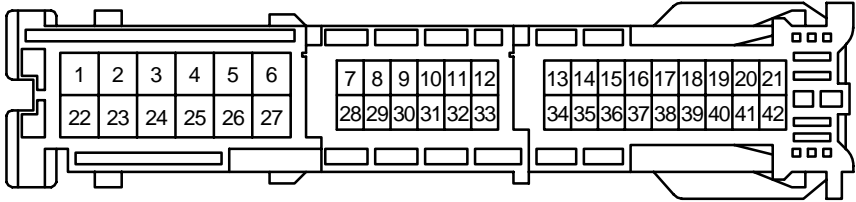
<FEMALE> 40P Non-waterproof Type



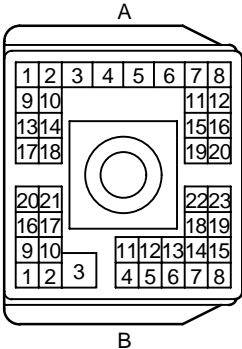
90980-12170

TABLE OF HOUSING SHAPE

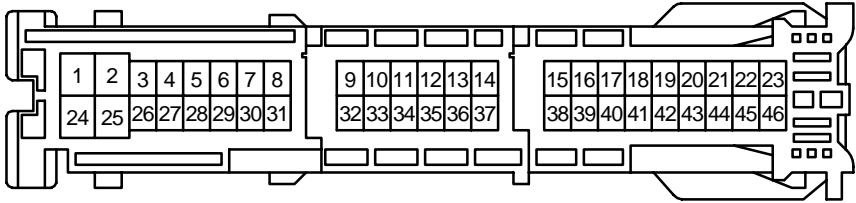
<FEMALE> 42P, 43P, 46P Non-waterproof Type



90980-12184



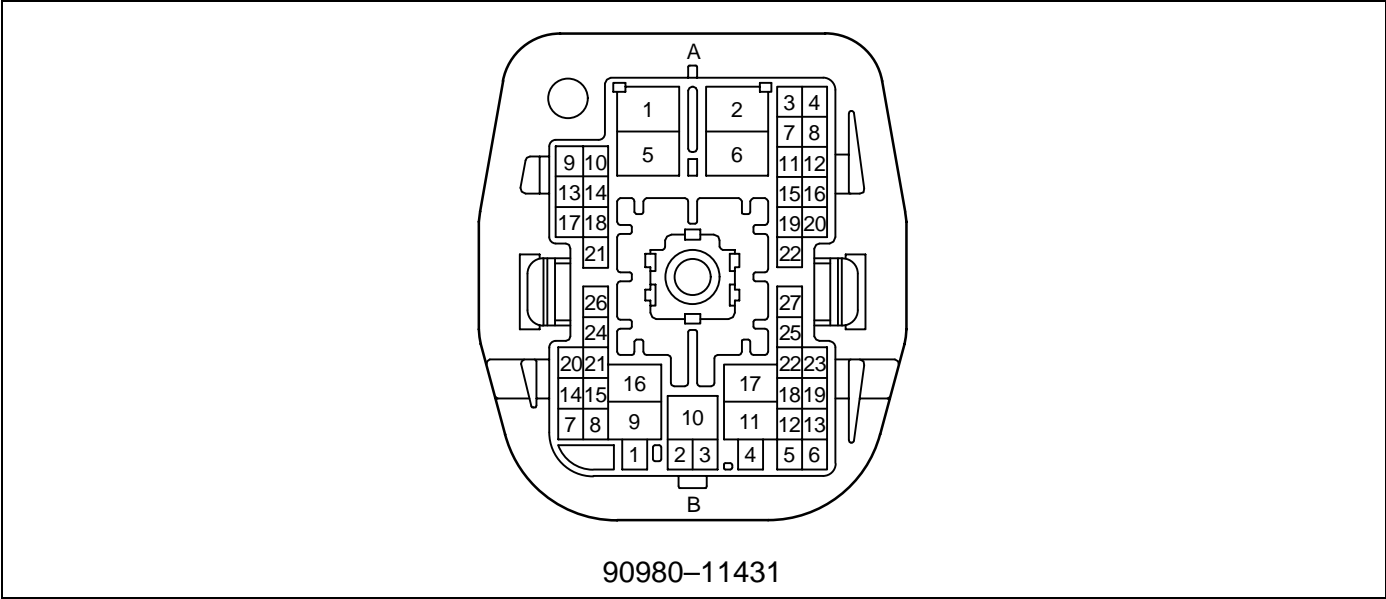
90980-11360



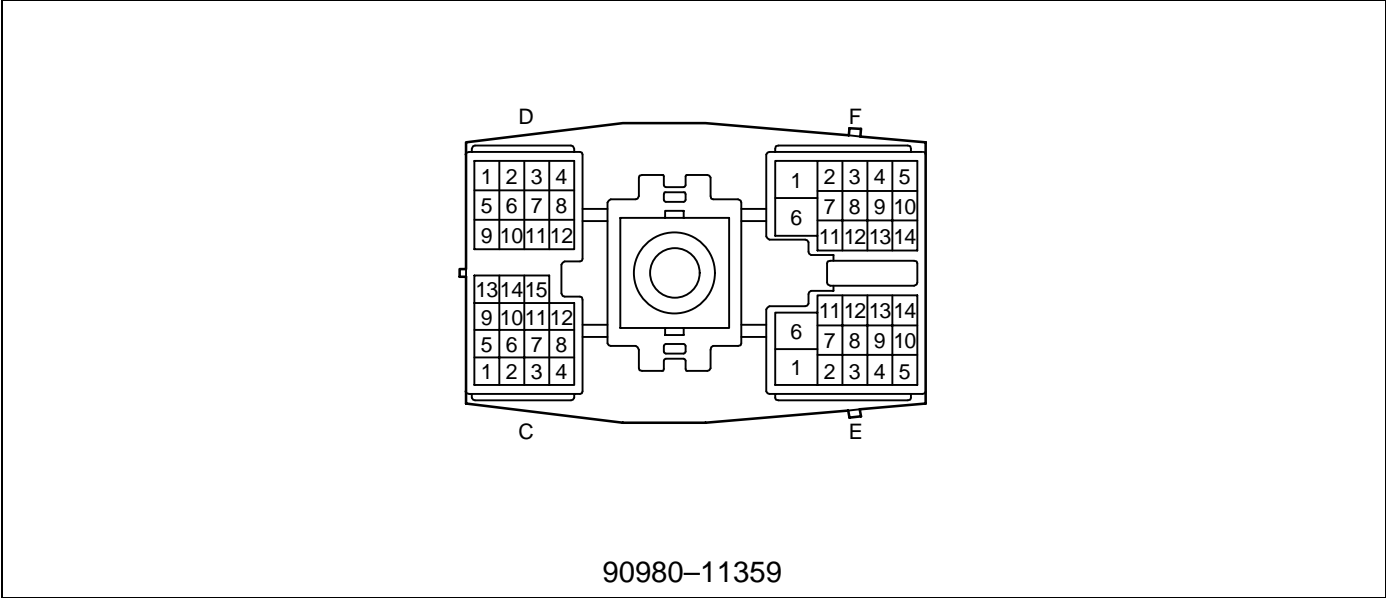
90980-12179

TABLE OF HOUSING SHAPE

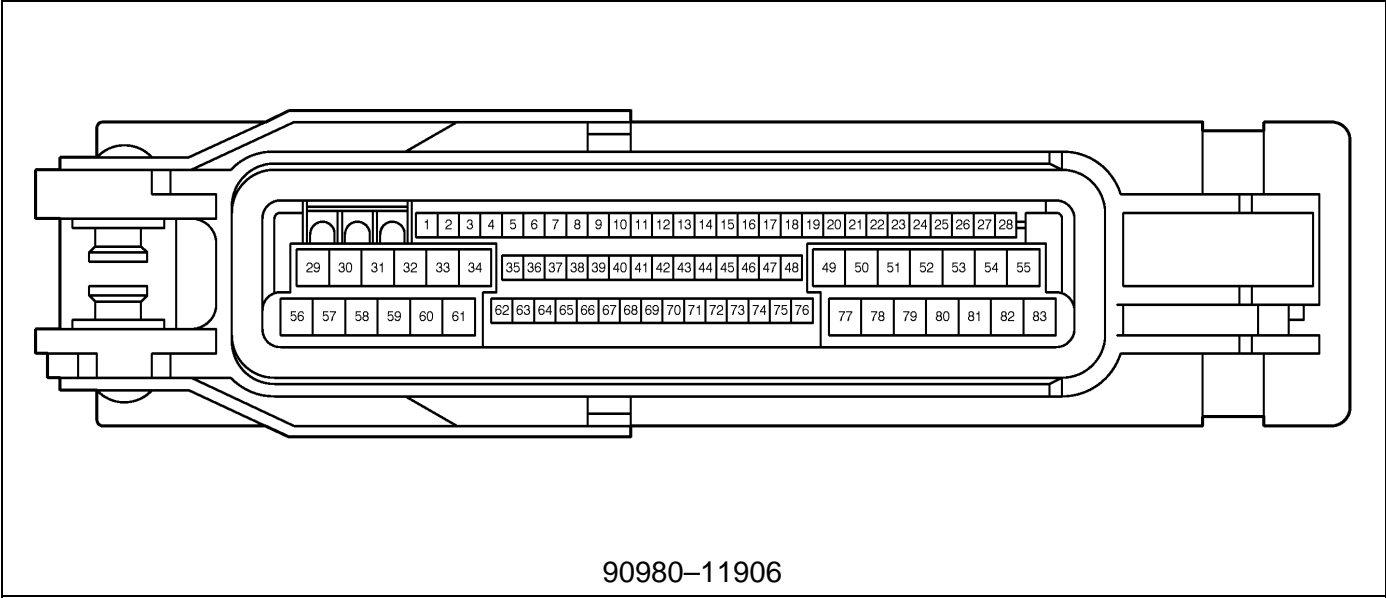
<FEMALE> 49P, 55P, 83P Non-waterproof Type



90980-11431



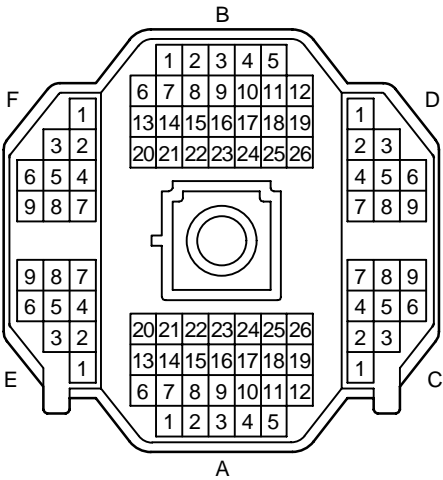
90980-11359



90980-11906

TABLE OF HOUSING SHAPE

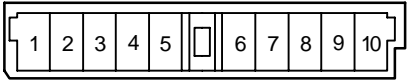
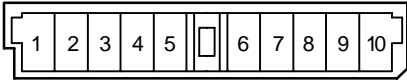
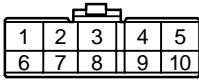
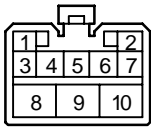
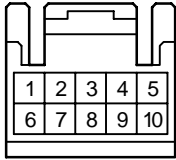
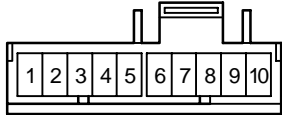
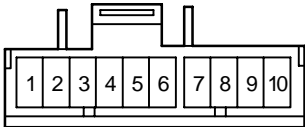
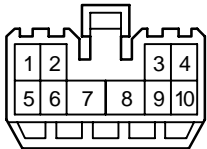
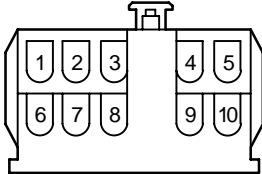
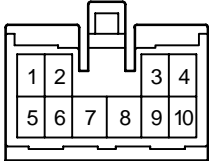
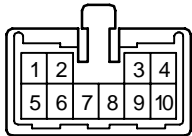
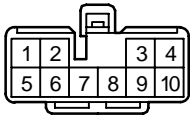
<FEMALE> 88P Non-waterproof Type



90980-10950

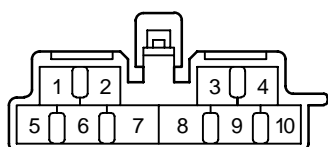


**<FEMALE> 10P Non-waterproof Type**

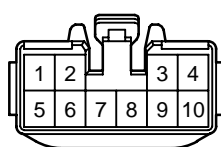
 <p>90980-10158</p>	 <p>90980-10159</p>	 <p>90980-10177</p>
 <p>90980-10282</p>	 <p>90980-10294</p>	 <p>90980-10302</p>
 <p>90980-10304</p>	 <p>90980-10322</p>	 <p>90980-10377</p>
 <p>90980-10469</p>	 <p>90980-10528</p>	 <p>90980-10669</p>

## TABLE OF HOUSING SHAPE

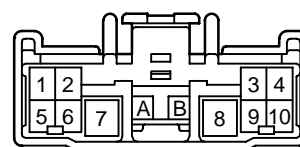
## &lt;FEMALE&gt; 10P Non-waterproof Type



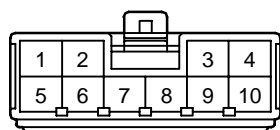
90980-10721



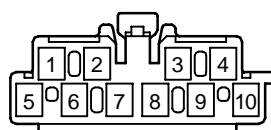
90980-10801



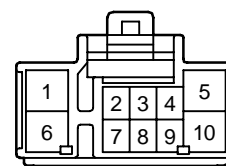
90980-10822



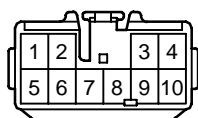
90980-10862



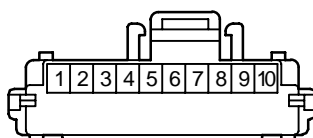
90980-10965



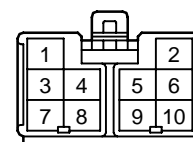
90980-10993



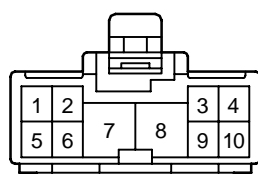
90980-10997



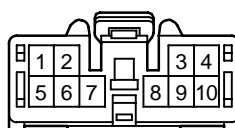
90980-11116




90980-11276




90980-11366




90980-11450




90980-11527

**<FEMALE> 10P Non-waterproof Type**

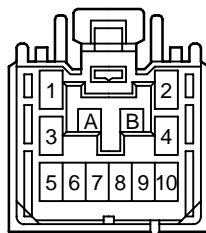
90980-11537



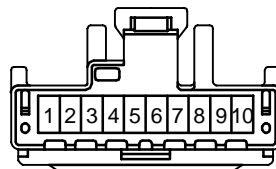
90980-11581



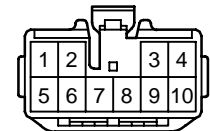
90980-11614




90980-11642



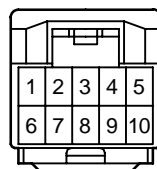
90980-11657



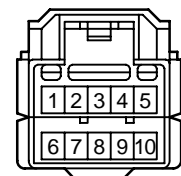
90980-11781



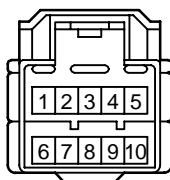
90980-11817



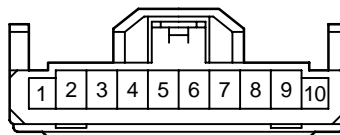
90980-11923




90980-11924



90980-11948




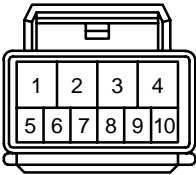

90980-12008



90980-12135

TABLE OF HOUSING SHAPE

<FEMALE> 10P Non-waterproof Type

		
90980-12162	90980-12226	90980-12272

**<FEMALE> 11P Non-waterproof Type**

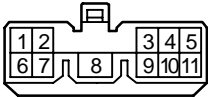
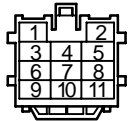
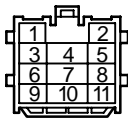
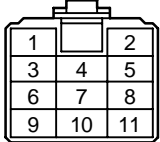
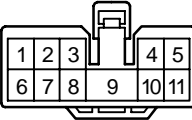
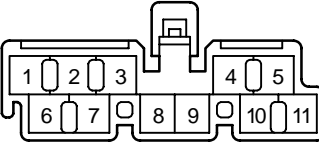

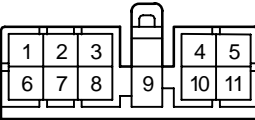
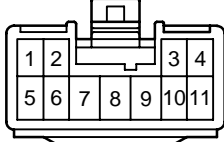
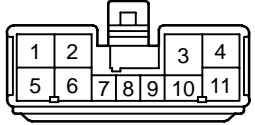
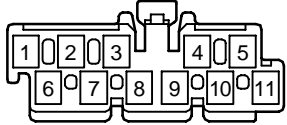
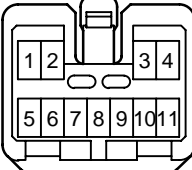
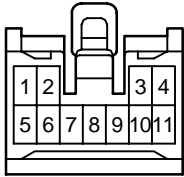
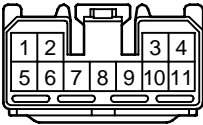
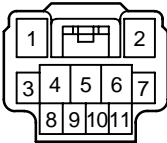
 <p>90980-10319</p>	 <p>90980-10337</p>	 <p>90980-10338</p>
 <p>90980-10450</p>	 <p>90980-10537</p>	 <p>90980-10723</p>
 <p>90980-10727</p>	 <p>90980-10781</p>	 <p>90980-10830</p>
 <p>90980-10873</p>	 <p>90980-10966</p>	 <p>90980-11041</p>

TABLE OF HOUSING SHAPE

<FEMALE> 11P Non-waterproof Type

		
90980-11083	90980-11539	90980-12003

**<FEMALE> 12P Non-waterproof Type**

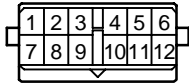
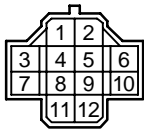
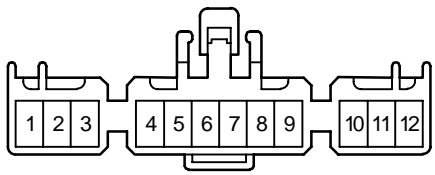
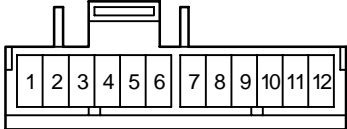
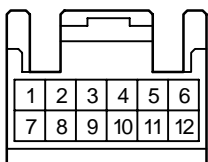
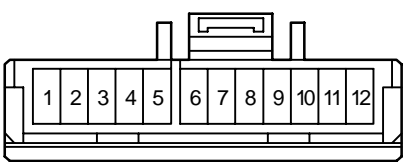
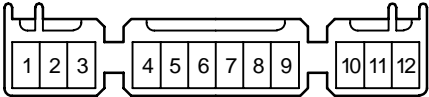
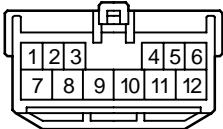
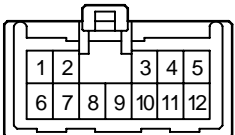
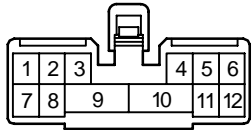
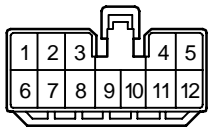
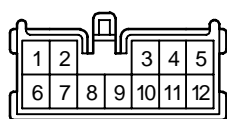
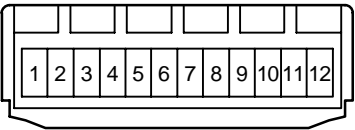
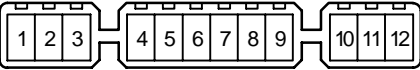
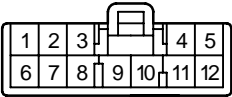
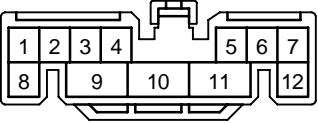
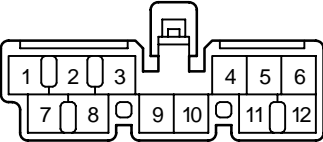
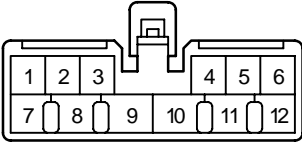
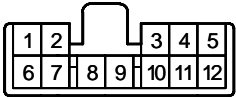
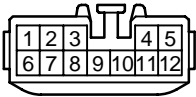
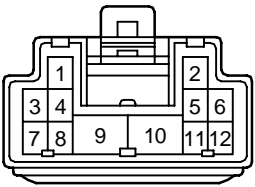
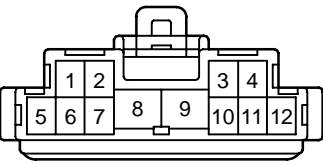
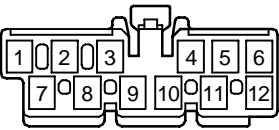
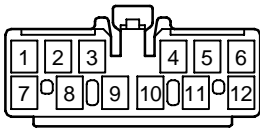
 <p>90980-10006</p>	 <p>90980-10150</p>	 <p>90980-10153</p>
 <p>90980-10303</p>	 <p>90980-10351</p>	 <p>90980-10372</p>
 <p>90980-10397</p>	 <p>90980-10406</p>	 <p>90980-10408</p>
 <p>90980-10421</p>	 <p>90980-10432</p>	 <p>90980-10524</p>

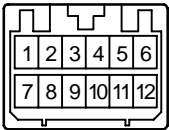
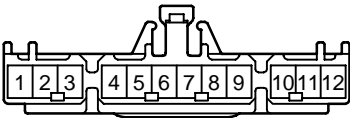
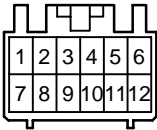
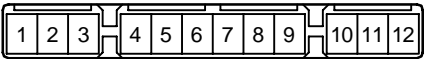
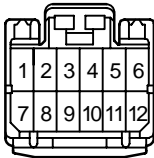
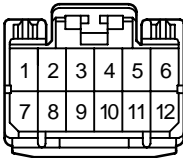
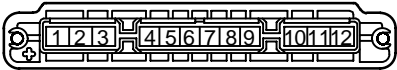
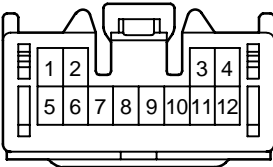

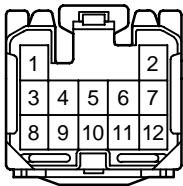
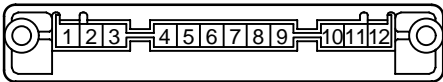
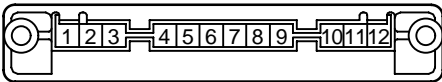
TABLE OF HOUSING SHAPE

## &lt;FEMALE&gt; 12P Non-waterproof Type

 <p>90980-10565</p>	 <p>90980-10632</p>	 <p>90980-10658</p>
 <p>90980-10714</p>	 <p>90980-10724</p>	 <p>90980-10725</p>
 <p>90980-10743</p>	 <p>90980-10803</p>	 <p>90980-10879</p>
 <p>90980-10932</p>	 <p>90980-10967</p>	 <p>90980-10968</p>




**<FEMALE> 12P Non-waterproof Type**

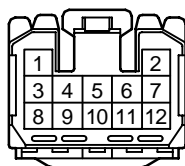
 <p>90980-10973</p>	 <p>90980-11121</p>	 <p>90980-11129</p>
 <p>90980-11311</p>	 <p>90980-11408</p>	 <p>90980-11424</p>
 <p>90980-11453</p>	 <p>90980-11475</p>	 <p>90980-11531</p>
 <p>90980-11626</p>	 <p>90980-11649</p>	 <p>90980-11656</p>

## TABLE OF HOUSING SHAPE

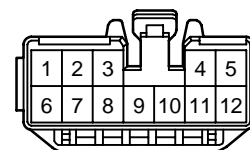
## &lt;FEMALE&gt; 12P Non-waterproof Type



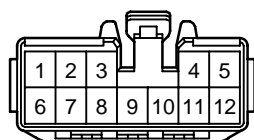
90980-11661




90980-11693



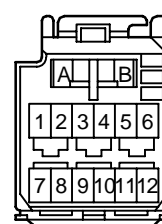
90980-11720




90980-11782



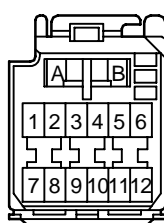
90980-11847



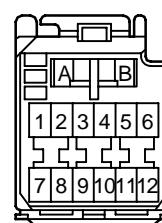
90980-11867



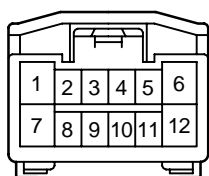
90980-11869



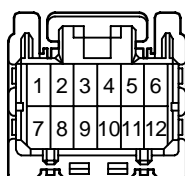
90980-11871




90980-11873



90980-11947

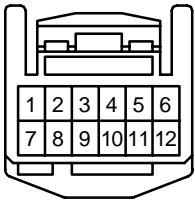
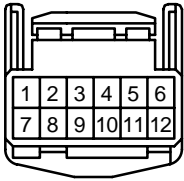
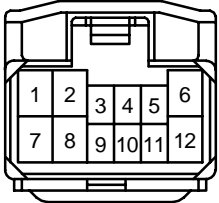


90980-12032



90980-12090

<FEMALE> 12P Non-waterproof Type

 <p>Diagram of a female 12P connector housing (90980-12183) showing a 2x6 pin configuration. The pins are numbered 1 through 12 in a grid: 1-6 in the top row and 7-12 in the bottom row. The housing has a central locking tab and two side tabs.</p>	 <p>Diagram of a female 12P connector housing (90980-12222) showing a 2x6 pin configuration. The pins are numbered 1 through 12 in a grid: 1-6 in the top row and 7-12 in the bottom row. The housing has a central locking tab and two side tabs.</p>	 <p>Diagram of a female 12P connector housing (90980-12273) showing a 2x6 pin configuration. The pins are numbered 1 through 12 in a grid: 1-6 in the top row and 7-12 in the bottom row. The housing has a central locking tab and two side tabs.</p>
90980-12183	90980-12222	90980-12273